


The Ivoclar logo, consisting of the word "ivoclar" in a lowercase, blue, sans-serif font. A small green dot is positioned above the letter "i".

ivoclar

Compendium

A close-up photograph of a dental model of a human mouth. The model is white and shows a full set of dentures. The teeth are a light, natural-looking color, and the gums are a realistic pink. A hand is visible on the left side, holding the model open. The background is a soft, out-of-focus white.

The fascination of
denture prosthetics

Reliable solutions
for a personalized smile

Making People Smile



Table of Contents

BPS® Workflow	4
Valuable companions in denture fabrication	8
Centric Tray	10
SR Ivolen	11
Gnathometer M / UTS 3D	12
Stratos®	14
Prefabricated teeth	16
SR Phonares II	18
SR Vivodent® SPE / SDCL	20
SR Vivodent DCL	24
SR Vivodent	26
Ivostar®	27
Denture base materials and beyond	28
IvoBase® System	30
ProBase® Hot & Cold	32
SR Triplex® Hot & Cold	33
SR Ivocap®	34
SR Nexco®	35
Prevention and care	36
Cervitec®	36
Digital denture manufacturing	38
Ivotion® Denture System	38

The range of courses and products may vary from country to country.
Please check our website or contact our contractual partners for more information.

The key to success

Good teamwork is essential in achieving successful treatment outcomes and can be enhanced by coordinated steps and products.



Dental practices and laboratories work together as a focused team



Efficient and precise fabrication processes are achieved with integrated workflows and products



Fewer appointments are required to complete the dentures, making patients happy

Customized solutions

Our aim is to make people smile again and we want to make it as effortless as possible for our customers to achieve this.

Close collaboration between the dental practice and laboratory is essential to treat patients effectively. Equally important is a comprehensive range of products and systems that allow you to create personalized solutions for individual patient needs.

BPS® Workflow

Our removable prosthetics workflow trusted for many years

- ✓ Reliable, personalized, proven
- ✓ For practices and laboratories
- ✓ Analog and digital options

Ivoclar Academy

- ✓ World-class professional development
- ✓ Hands-on workshops and live webinars: [ivoclar.com/academy](https://www.ivoclar.com/academy)

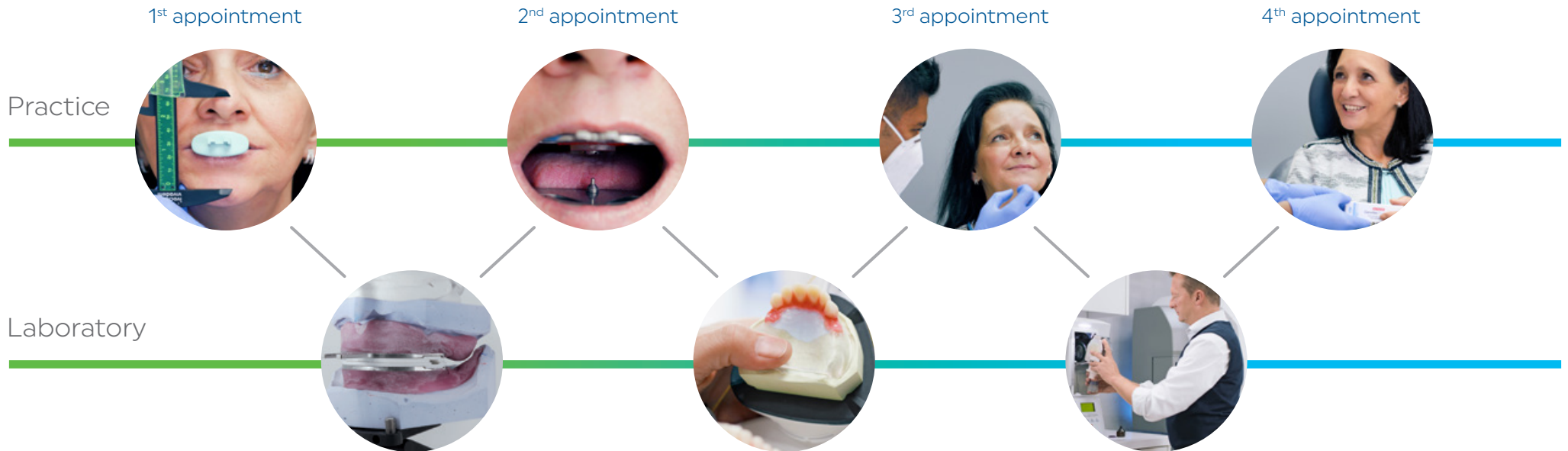
Flexibility

- ✓ Workflows that can be combined
- ✓ Analog and digital
- ✓ Fast, predictable processes

Integrated and efficient



Analog or digital? The choice is yours.
Use the method that suits you.



BPS: our systematic workflow for fabricating dentures

Efficient, well-organized and targeted steps in the practice and laboratory.

We outline the steps, you choose the process and products.
Follow your preferred procedure, whether it is analog, digital or a blend
of both. You choose the method that best fits your preference.

In this brochure, you will find all the necessary products from our range
for the conventional denture fabrication process.



Valuable companions in denture fabrication

Reliable, personalized and efficient

In a team that works together well it is important that the products used by the team members also work together effectively. This is where we come into play. Our products assist you in accurately transferring the patient's individual data from the dental practice to the laboratory.

For the practice

- ✓ Centric Tray impression tray
- ✓ UTS 3D transferbow
- ✓ Gnathometer M intraoral registration device

For the laboratory

- ✓ SR Ivolen tray material
- ✓ Stratos® articulators
- ✓ Horizontal guide for model orientation
- ✓ Setting-up template for efficient and functional tooth set-up
- ✓ SR Nexco® for customizing prosthetic restorations

Fewer appointments^[1]

"The **BPS workflow** enables us to work more precisely, thereby saving our dentist customers time. Preliminary bite taking with the Centric Tray plays a significant role in this process, since it closely reflects the oral situation of the patient. As a result, a **functional and esthetic denture** can be produced highly economically."

Patrick Zimmermann, MDT / Dominik Mäder, DT
Switzerland

[1] Functional impression taking and intraoral support pin registration in one appointment.

Centric Tray

Individual bite registration

With the Centric Tray, a preliminary record of the patient's central and vertical jaw relationships and individual occlusal situation can be taken in one easy step. It is a key product of the BPS system and helps improve the efficiency and predictability of the subsequent stages in the denture fabrication process.

- ✓ Straightforward procedure to establish the preliminary centric relation
- ✓ Minimizes the need for subsequent adjustments
- ✓ Reusable
- ✓ For applications in both complete and partial denture prosthetics, conventional or implant-supported



SR Ivolen

Self-curing tray material

SR Ivolen is a two-component material for the fabrication of custom-made impression trays. It can be used with all dental impression materials along with the appropriate adhesive. It is designed for use in the treatment of partially or completely edentulous patients.

- ✓ Easy to adapt and supplement
- ✓ High accuracy of fit
- ✓ Can be rolled out into a layer of uniform thickness using a handheld roller
- ✓ Setting time; approx. 7 minutes



Gnathometer M / UTS 3D

Individually adaptable
to each patient's needs

Custom-made solutions require equipment that can be individually adjusted to facilitate the communication and collaboration between the dental practice and laboratory.

The Gnathometer M and UTS 3D enable a skull- and TMJ-related transfer of the intraoral support pin registration into the articulator.

Gnathometer M

Determining the centric relation and the neutral jaw or rest position presents a challenge in edentulous patients. This support pin registration device assists you in this task.


- ✓ Registration of maxillomandibular relations
- ✓ Height-adjustable support pin
- ✓ Sterilizable / reusable
- ✓ Registration plates with snap-action mechanism
- ✓ Suitable for intraoral Gothic arch tracing



UTS 3D

With the transferbow, the position of the occlusal plane in relation to the skull and temporomandibular joint can be easily and precisely determined.

- ✓ Easy process of securing the 3D registration joint with a tommy screw
- ✓ Low overall weight due to carbon side arms
- ✓ Universal application according to the Camper's Plane or the Frankfurt Horizontal



Stratos®

The right articulator
for every case

From average-value to fully individualized, our Stratos articulators offer you a wealth of adjustment options and a space-saving design.

Stratos® 300:

Absolute flexibility

This articulator is fully adjustable. It is designed for demanding and complex dental work.

Stratos® 200:

Some individuality

This is a semi-adjustable articulator with exchangeable joint inserts.

Stratos® 100:

Solid average value

This is a reliable average-value articulator that is straightforward to use.

More than
56,000
articulators
in service [1]



[1] Based on sales figures

Stratos® accessories

The Stratos base units can be adapted according to individual needs and preferences using our accessories:

Selection of accessories from the personalized accessories assortment

CE registration joint holder – Assortment component

With this accessory, the laboratory only requires the registration joint of the UTS 3D transferbow for the personalized model transfer to the articulator according to the Camper's Plane (CE), eliminating the need to send the entire UTS to the laboratory.

FH registration joint holder – Single accessory

This device is designed for transferring the registration joint of the UTS 3D transferbow to the articulator according to the Frankfurt Horizontal (FH).

UTS support pin type II – Single accessory

If the individual model transfer to the articulator is carried out directly with the complete transferbow, these pins support the transferbow.

Bite fork support – Assortment component

Holds the bite fork of the transferbow and prevents the bite fork from dropping during model alignment.

Joint inserts – for Stratos 200

Protrusion inserts: 15°, 20°, 25°, 35°, 40°, 45°, 60°
Bennett inserts: 15°

3D setting-up template – Single accessory

For the correct set-up of individually oriented models in conjunction with the UTS 3D transferbow, taking the Spee and Wilson curves into consideration.

Individual anterior guidance plate / curved incisal pin – Single accessory

With these implements, the lateral anterior guidance angle can be set continuously to a value between 0° and 70° and the articulator height can be adjusted.

Selection of accessories from the average-value accessories assortment

Horizontal guide – Assortment component

Permits the average-value alignment of dentulous and edentulous models according to the Bonwill triangle.

2D setting-up template – Assortment component

For the correct tooth set-up in average-value models, taking the Spee and Wilson curves into consideration.

2½ D setting-up template – Single accessory

For ideal tooth set-up with the option of a dorsal increase of the occlusal plane in models aligned according to average values.

Our range of denture teeth

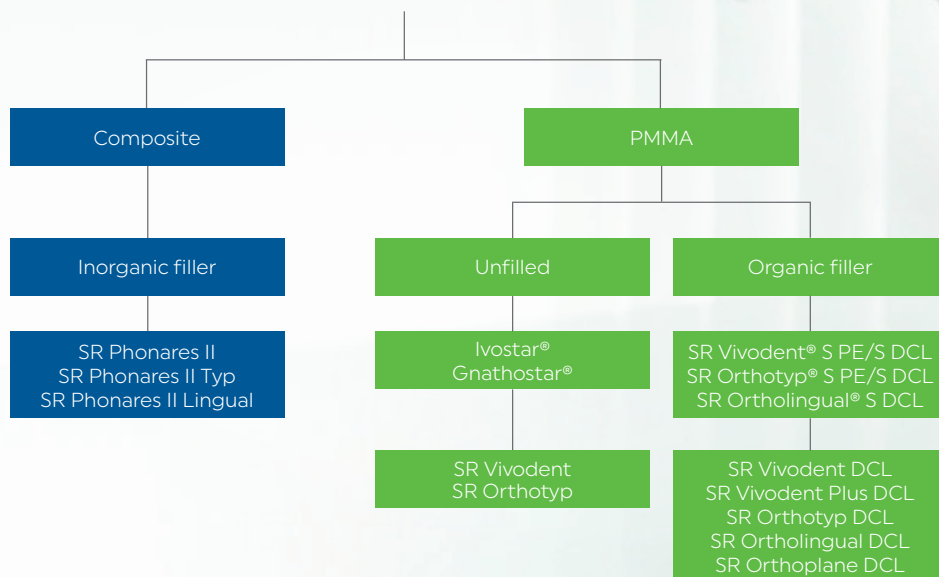
Quality that has stood the test of time

A variety of tooth shades, shapes and materials are required to address the specific needs of each individual patient. Because every case is different and presents new challenges.

Explore our extensive range of denture teeth made from composite and PMMA materials and allow yourself to be inspired.



Ivoclar denture teeth



Our benchmark:
the
natural
tooth

SR Phonares II

High-end denture teeth made from composite

We have combined strength and esthetics in the SR Phonares II composite tooth to assist you in meeting the high standards of removable denture prosthetics with ease and excellence.



The anterior tooth:

SR Phonares II

- ✓ The tooth moulds are designed with a focus on combining age-specific characteristics with the basic tooth shape.
- ✓ The choice between soft or bold tooth moulds depends on the shape of the patient's face.
- ✓ Personalized selection based on a range of size options: Small, Medium, Large

Mould concept



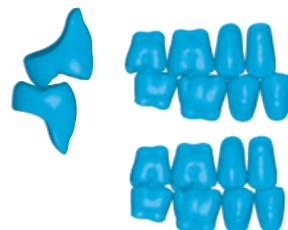

The posterior teeth:

SR Phonares II Typ

- ✓ Classic occlusion
- ✓ Balanced contacts, with support in the fossa and on the buccal side
- ✓ Intercuspation: classic tooth-to-two-teeth setup

SR Phonares II Lingual

- ✓ Lingualized occlusion
- ✓ Centralized contacts in the fossa
- ✓ Intercuspation: Tooth-to-tooth and tooth-to-two-teeth setup techniques



Internal tooth structure



At a glance

SR Phonares II

Anterior tooth moulds	18 upper anterior moulds 6 lower anterior moulds	
Posterior tooth moulds	SR Phonares II Typ 3 maxillary sets 3 mandibular sets	SR Phonares II Lingual 3 maxillary sets 3 mandibular sets
Tooth shades	16 A-D shades 4 Bleach shades	
Material	NHC composite	

SR Vivodent® S PE / S DCL

A classic, newly interpreted

The SR Vivodent S PE / S DCL moulds offer an extensive range of shapes and shades, vibrant surface textures, natural proportions, form-specific layering and physiological curvature characteristics, providing unique esthetic results that will impress.

The anterior tooth:

SR Vivodent® S PE / S DCL



The posterior teeth:

SR Orthotyp® S PE / S DCL

- ✓ Classic occlusion
- ✓ Balanced contacts, with support in the fossa and on the buccal side
- ✓ Intercuspation: classic tooth-to-two-teeth setup

SR Ortholingual® S DCL

- ✓ Lingualized occlusion
- ✓ Centralized contacts in the fossa
- ✓ Intercuspation: Tooth-to-tooth and tooth-to-two-teeth setup techniques

Mould concept

Three basic characteristics – available in sizes Small, Medium and Large – cover the most common shapes of natural human teeth, allowing for a variety of setup options.



Internal tooth structure

SR Vivodent S PE / S DCL

SR Orthotyp S PE / S DCL

SR Ortholingual S DCL



- Dentin core (DCL)
- Facial incisal (DCL)
- Cervical (DCL)
- Back incisal (DCL)

Good to know:

- ✓ Smooth, even coat of enamel all around the tooth
- ✓ Wide tooth neck to cover structural elements
- ✓ Anatomical interdental closure for natural-looking white esthetics

A variety of shades for more individuality:

- ✓ 20 exclusive PE shades
- ✓ 16 A–D shades
- ✓ 4 Bleach shades
- ✓ Individual characterization with our SR Nexco lab composite

At a glance

	SR Vivodent S PE	SR Vivodent S DCL	
Anterior tooth moulds		16 upper anterior moulds 8 lower anterior moulds	
Posterior tooth moulds	SR Orthotyp S PE 4 maxillary sets 4 mandibular sets	SR Orthotyp S DCL 4 maxillary sets 4 mandibular sets	SR Ortholingual S DCL 3 maxillary sets 3 mandibular sets
Tooth shades	20 PE shades	16 A–D shades 4 Bleach shades	
Material	Highly cross-linked DCL		



"The SR Vivodent® SPE
tooth line is synonymous
with **true harmony**
with nature."

Giovane Junckes
Brazil

SR Vivodent DCL

Almost endless possibilities

If individuality is your main focus in the fabrication of dentures, then our denture teeth made from state-of-the-art DCL material are the right choice for you.



Good to know

- ✓ Excellent polishing properties
- ✓ Extensive selection of shades and shapes
- ✓ SR Vivodent Plus DCL moulds for an even wider range of options
- ✓ Strong bond to the denture base material

Mould concept

The moulds of the SR Vivodent DCL tooth line are loosely arranged into two groups: Soft and Bold. Additionally, they are available in the sizes Small, Medium and Large.



Internal tooth structure

SR Vivodent DCL SR Orthoplane DCL SR Ortholingual DCL SR Orthotyp DCL



Occlusal scheme



SR Orthoplane DCL

- ✓ Fast and easy setup
- ✓ Zero-degree occlusion



SR Ortholingual DCL

- ✓ For lingualized occlusion
- ✓ Suitable for balanced and non-balanced occlusal schemes
- ✓ 15-degree occlusion



SR Orthotyp DCL

- ✓ Semi-anatomical tooth mould design
- ✓ Less pronounced intercuspation compared with natural teeth
- ✓ 22-degree occlusion

At a glance

SR Vivodent DCL

Anterior tooth moulds	42 upper anterior moulds 8 lower anterior moulds		
Posterior tooth moulds	SR Orthoplane DCL 3 maxillary sets 3 mandibular sets	SR Ortholingual DCL 3 maxillary sets 3 mandibular sets	SR Orthotyp DCL 5 maxillary sets 5 mandibular sets
Tooth shades	16 A-D shades 4 Bleach shades		
Material	DCL		

SR Vivodent

A timeless classic

SR Vivodent and **SR Orthotyp**, our popular classic moulds, form a strong team for combination dentures in your laboratory.



Mould concept

The anterior moulds are broadly grouped into triangular, oval and square shapes. Additionally, they are categorized into Soft and Bold designs.

However, each tooth mould has its own characteristics that make it distinctive from others in the same category.

Internal tooth structure

SR Vivodent SR Orthotyp



- Dentin core (PMMA)
- Cervical (PMMA)
- Facial incisal (PMMA)
- Back incisal (PMMA)

At a glance	SR Vivodent	SR Orthotyp
Anterior tooth moulds	20 upper anterior moulds 8 lower anterior moulds	-
Posterior tooth moulds	-	5 maxillary sets 5 mandibular sets
Tooth shades	16 A-D shades 4 Bleach shades 20 Chromascop shades	
Material	Cross-linked PMMA	

Ivostar®

Simply good

Ivostar and **Gnathostar** are simple in design, yet highly effective.



Mould concept

Essentially, the tooth mould design distinguishes between three types of moulds, based on the upper anterior shapes found in patients:

triangular – oval – square.

Internal tooth structure

Ivostar Gnathostar



- Dentin core (PMMA)
- Cervical (PMMA)
- Facial incisal (PMMA)

At a glance	Ivostar	Gnathostar
Anterior tooth moulds	15 upper anterior moulds 6 lower anterior moulds	-
Posterior tooth moulds	-	5 maxillary sets 5 mandibular sets
Tooth shades	16 A-D shades 4 Bleach shades 20 Chromascop shades	
Material	Cross-linked PMMA	

Our denture base materials

Established and comprehensive: a wide selection of denture base materials for the pouring, packing and injection techniques, in self-curing and heat-curing applications.

IvoBase®

Our high-end denture base material is designed for the injection technique in conjunction with the IvoBase® Injector. The material comes in a predosed delivery form, is self-curing and available in two grades of quality.

ProBase®

Conventional denture base material available in a wide range of shades for the pouring and packing technique.

SR Ivocap®

The original denture base material for the injection technique. Can also be processed in the IvoBase® Injector – predosed, heat-curing, available in two grades of quality.

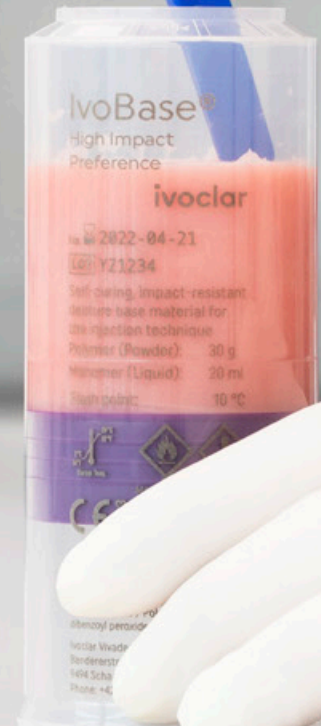
SR Triplex®

Simply good denture base material.



"With the **IvoBase®** system I can achieve **peak performance** in complete denture prosthetics."

Renata Vano, Brazil





IvoBase® System

Precision at the push of a button

A perfectly matched system consisting of a fully automated injection device and high-quality self-curing denture base material.

This is your solution for precise denture prosthetics.



IvoBase® Injector

The chemical shrinkage of the resin is entirely compensated during the curing process in the injector.

At a glance

IvoBase Injector

Benefits	<ul style="list-style-type: none"> - Controlled shrinkage compensation - Compact and steamless - No need for water or compressed air connections - RMR function for a clearly reduced residual monomer content - Easy to clean - Sturdy and durable 		
Accessories	Flask <ul style="list-style-type: none"> - Universal shape suitable for almost all model sizes - Easy and convenient handling - Flasks with locking clasp 	Thermal protection gloves	Infrared thermometer <ul style="list-style-type: none"> - Accurate, contactless temperature readings - Reliable quality control

Clean – Reliable – Innovative

Good to know

- ✓ Optimal mixing ratio thanks to predosed capsules
- ✓ High accuracy of fit due to shrinkage compensation
- ✓ Very low residual monomer content of less than 1%, with the RMR function
- ✓ Glossy basal surfaces



IvoBase® Hybrid and IvoBase® High Impact

A special formulation combines the benefits of a heat-cured polymer with the convenient handling characteristics of a self-cured polymer. This development represents a new category of denture base materials.

At a glance

IvoBase Hybrid

IvoBase High Impact

Polymerization time	35 minutes	50 minutes
Shades	Pink Pink-V Preference Clear	Pink Pink-V Preference
Shades with enhanced opacity	Pink-V Implant Preference Implant	Pink-V Implant Preference Implant 34-V
Material	PMMA	

ProBase® Hot & Cold

Professional PMMA denture base materials

ProBase is the result of many years of experience in conventional pouring and packing techniques. The material offers pleasant processing properties and is available in a wide selection of shades.



- ✓ Heat-curing denture base material for the conventional packing technique
- ✓ Smooth consistency
- ✓ Three different polymerization methods



- ✓ Self-curing denture base material for use with the pouring and packing technique
- ✓ Excellent flow and moulding properties
- ✓ Additional shades with increased masking effect

At a glance	ProBase Hot	ProBase Cold
Processing technique	Packing technique	Packing technique Pouring technique
Shades	Clear Pink Pink-V S US-L US-P 36 P-V	Clear Pink Pink-V S US-D US-L US-P 36 P-V Preference
Shades with enhanced opacity	Pink-V Implant	Pink-V Implant
Material	PMMA	

SR Triplex® Hot & Cold

PMMA denture base materials

SR Triplex offers straightforward handling characteristics and comfortable processing times.



- ✓ 20 minutes working time
- ✓ Easy to use
- ✓ Shades coordinated with ProBase and SR Ivocap



- ✓ Flow phase: approx. 2 to 3 minutes
- ✓ After a transition phase of 5 to 6 minutes, the material has set enough to hold its shape and can still be modified for another 3 minutes.
- ✓ Shades coordinated with ProBase and SR Ivocap

At a glance	SR Triplex Hot	SR Triplex Cold
Processing technique	Packing technique	Pouring technique
Shades	Pink Pink-V	Pink Pink-V 36 P-V
Material	PMMA	

SR Ivocap®

Heat-curing PMMA denture base material for the injection technique

For decades, thousands of laboratories have been using SR Ivocap successfully. Similarly, thousands of people around the world appreciate the comfort and precise fit of the dentures made with it.



Good to know

- ✓ Optimal mixing ratio thanks to predosed capsules
- ✓ High accuracy of fit due to shrinkage compensation
- ✓ Easy mixing in the Cap Vibrator
- ✓ Also suitable for the injection and curing process in the IvoBase Injector

- ✓ Highly shock and fracture resistant
- ✓ Heat-pressure polymerization
- ✓ Wide selection of shades

- ✓ Transparent
- ✓ Heat-pressure polymerization
- ✓ Suitable for hard bite guards

At a glance

	SR Ivocap High Impact	SR Ivocap Clear
Polymerization time	35 minutes	50 minutes
Shades	Pink Pink-V US-L US-P US-D	S Preference Preference Implant Pink-V Implant
Shades with enhanced opacity	Pink-V Implant Preference Implant	Pink-V Implant Preference Implant 34-V
Material	Shock resistant PMMA	PMMA

SR Nexco®

Light-curing composite



The light-optical properties and broad variety of SR Nexco pastes make everyday tasks easier in the laboratory. The composite materials have versatile applications, allowing you to enjoy creative freedom.

Pink and white esthetics

The SR Nexco range includes a wide selection of gingiva shades for the customized prosthetic reconstruction of gingival tissue. Denture teeth and denture base materials can be imparted with lifelike characteristics and individuality by applying slight modifications and specific characterizations.

Tooth shades

The opalescent and fluorescent characteristics are very close to those of the natural tooth. A harmonious shade match is achieved in different restorations and under varying light conditions.

Good to know

- ✓ Consistent shade effect due to micro-opal fillers
- ✓ Opalescence, fluorescence and translucency correspond to the dynamic light effects of natural teeth^[1]
- ✓ Can be light-cured completely and reliably with many commercially available light-curing devices^[2]

[1] At natural light conditions; artificially generated UV or near UV light may result in a different impression.

[2] With a broad light emission spectrum of 380 to 510 nm

At a glance

	SR Nexco
Compatibility	<ul style="list-style-type: none"> - Alloys - Titanium and titanium alloys - Zirconium oxide - PMMA-based materials, such as denture teeth and denture base materials - Cross-linked PMMA materials, such as Telio CAD
Material	Light-curing composite
Areas of application	<ul style="list-style-type: none"> - Fixed prosthetics - Framework-supported - Framework-free - Modification and characterization of denture teeth - Modification and characterization of denture base materials - Telio CAD

Cervitec®

For the protection and care of oral tissues

In order to protect the teeth, gums, mucosa, implants, prostheses and restorations, the growth of the relevant germs must be controlled. The unique chlorhexidine-containing Cervitec products provide you with tailored, coordinated solutions for germ control in the dental practice and at home.



Cervitec® F

- Fluoridation and protection against bacterial activity
- The relatively high moisture tolerance makes application easier
- Application: in the dental practice



Cervitec® Liquid

- Versatile oral hygiene rinse to maintain a healthy gingiva, mucosa and periodontium
- Caring components and a mild mint taste leave a pleasant feeling in the mouth
- Application: in the dental practice and at home



Cervitec® Gel

- Protection of gums, oral soft tissues and the inner aspects of removable dentures
- Contributes to the longevity of fixed and removable dentures
- Application: in the dental practice and at home

Cervitec® Plus

- Protective varnish for effective germ control^[1]
- Reduces the amount of bacteria on high-quality restorations
- Application: in the dental practice

[1] Flamee S et al., Eur. Arch. Paediatr. Dent. 2015, 16, p. 449-454.

Digital manufacturing with the Ivotion® Denture System

BPS® is going digital

For dental laboratories

- ✓ Digital manufacturing: monolithic process with Ivotion or proven Ivoclar oversize process
- ✓ Fast and straightforward digitalization with PrograScan and 3Shape lab scanners
- ✓ Easy, intuitive denture design on screen using the exocad DentalCAD software or the 3Shape Dental System™

For dental practices

- ✓ High level of certainty and confidence in the planning and implementation of treatments
- ✓ Extensive data base for accurate, predictable results
- ✓ Time-saving application integrated into the usual routine



1

Milling of the denture base made of Ivotion Base, the proven denture base material.



2

Milling of the dental arch using Ivotion Dent or Ivotion Dent Multi, tooth-coloured discs made from DCL material.



3

Bonding of the denture base with the tooth arch using Ivotion Bond to ensure a strong bond.



4

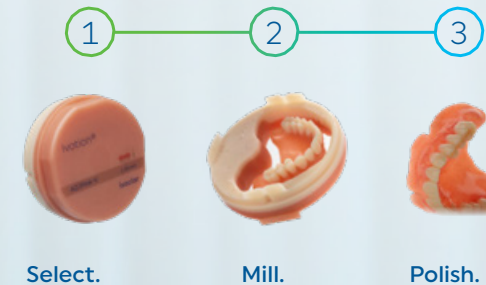
Fine milling of the denture for high-precision results. Excess bonding material or errors in the cementation of the teeth are corrected.



5

Polishing of the digitally manufactured denture to achieve an optimum esthetic result.

Monolithic Process with Ivotion®



The key to amazing efficiency
After the complete denture has been designed, the monolithic restoration is quickly milled in an uninterrupted milling process in a PrograMill milling machine. The milled denture only needs polishing.

- ✓ Combines tooth and denture base materials
- ✓ The unique shell geometry defines the transition from gingiva to teeth
- ✓ No time-consuming manual production steps

- ✓ High esthetics thanks to the harmonious shade gradient of Ivotion Dent Multi
- ✓ Excellent occlusal fit
- ✓ More flexibility, e.g. for very large dental arches

Oversize Process with Ivotion Base and Ivotion Dent (Multi)

The manufacturing process involving two discs is characterized by exceptional individuality and flexibility; It enables you to tackle even the most challenging cases.

Conventional removable dentures restoring individuality and function



Preliminary bite registration

Precision from the start with Centric Tray



Functional impression

Centricity to the point with Gnathometer M



Registration

Successful results in no time with the UTS 3D



Tooth set-up

Customized dentures with our prefabricated teeth



Try-in

Predictable results, verified on the patient



Finalization

Versatile denture base materials for
the pouring, packing and injection techniques



Protection

Effective preventive care
with the Cervitec line of products

Ivoclar Vivadent AG | Bendererstrasse 2 | 9494 Schaan | Liechtenstein
Tel. +423 235 35 35 | Fax +423 235 33 60

[ivoclar.com](https://www.ivoclar.com)