

ivoclar


Beautiful.
And esthetic.

IPS e.max[®] Ceram

The natural veneering ceramic

for LS_2
and
 ZrO_2

Making People Smile

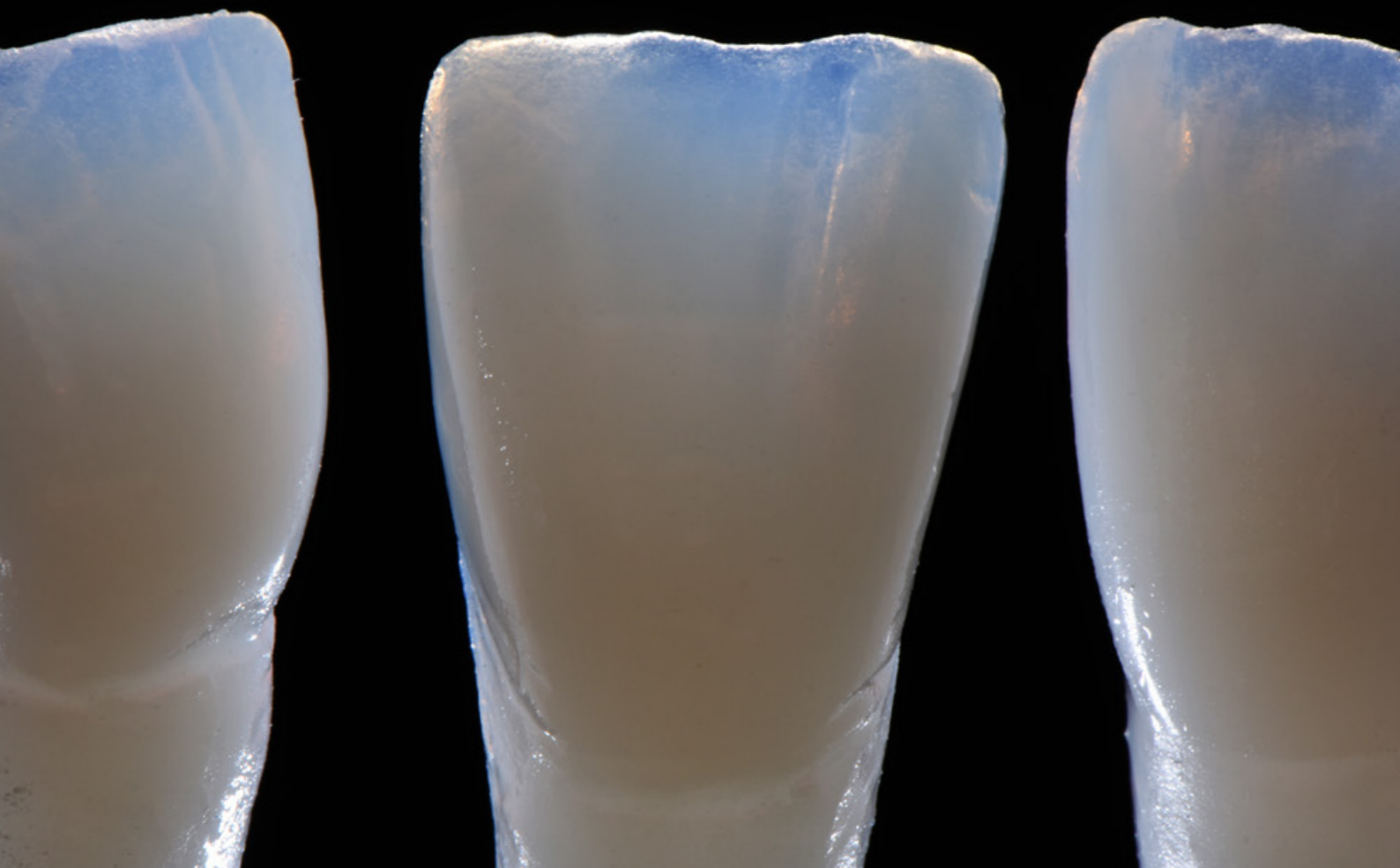


Wonderful. And natural.

IPS e.max® Ceram is the fluorapatite glass-ceramic for the highly esthetic veneering and characterization of lithium disilicate glass-ceramics (LS₂) and zirconium oxide (ZrO₂).

The material structure of the IPS e.max Ceram veneering materials is modelled on nature, mimicking the natural tooth structure in translucency, opacity, and fluorescence.^[1]


[1] At natural lighting conditions. The use of LED-generated UV or UV-like light could result in different impressions.



Your benefits:

- ✓ Coordinated with lithium disilicate and zirconium oxide
- ✓ Outstanding contouring properties
- ✓ High material stability
- ✓ Excellent low-shrinkage firing properties
- ✓ Natural light dynamics

Natural translucency and opacity

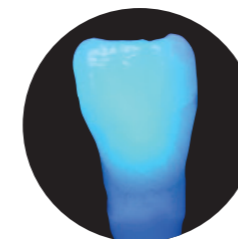


Incisal materials with
natural translucency



Dentin materials with
ideal opacity

True-to-nature fluorescence



Natural tooth
under UV light



Veneered crown
under UV light



Stunning. And versatile.

Versatile possibilities


Based on optimally coordinated material properties, IPS e.max Ceram offers virtually boundless possibilities for application – be it on zirconium oxide substructures, lithium disilicate substructures or refractory dies.

For all veneering techniques

IPS e.max Ceram features compatibility with all veneering techniques, offering maximum flexibility and ample scope for creativity.




Veneers on refractory dies



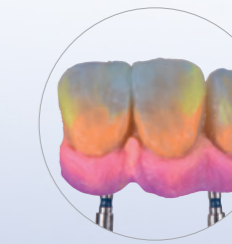
Micro-layering



Partial veneers
Cut-back technique



Full-coverage veneers



Gingiva solution



Extensive. And smartly arranged.

The portfolio

IPS e.max Ceram offers a comprehensive and well-devised range of shades and a wide variety of additional ceramic materials, such as Margin, Impulse, and Opal materials. It is therefore suitable for both standard layering methods for efficient restorations and high-end techniques for vibrant visual effects of light and shade.

A harmonious shade match can be achieved easily and quickly due to a standardized layering scheme and consistent shade concept.

Product description	Application example	Shade range
<p>IPS e.max Ceram ZirLiner (only ZrO₂)</p> <p>IPS e.max Ceram ZirLiner are special ceramic materials that establish a sound bond to zirconium oxide. They help to adjust the desired tooth shade and they impart lifelike, in-depth fluorescence to the restoration.</p>		ZL clear, ZL 1, ZL 2, ZL 3, ZL 4, ZL Gingiva
<p>IPS e.max Ceram Margin (only ZrO₂)</p> <p>IPS e.max Ceram Margin materials show a somewhat higher opacity and more fluorescence than IPS e.max Ceram Dentin. They can be used to create ceramic margins.</p>		A-D and BL shades
<p>IPS e.max Ceram Deep Dentin</p> <p>The opaque IPS e.max Ceram Deep Dentin shades are used in low-thickness areas and in the incisal region.</p>		A-D and BL shades
<p>IPS e.max Ceram Dentin</p> <p>The shade and the translucency of the IPS e.max Ceram Dentin materials are based on that of natural dentin. They faithfully reproduce the desired dentin shade on opaque substructures.</p>		A-D and BL shades
<p>IPS e.max Ceram Power Dentin</p> <p>IPS e.max Ceram Power Dentin materials exhibit a higher level of opacity and brightness compared with conventional Dentin materials. They are particularly recommended for use on translucent substructures.</p>		A-D and BL shades
<p>IPS e.max Ceram Opal Effect</p> <p>The specially shaded IPS e.max Ceram Opal Effect materials are designed for use in the incisal region. They imitate the dynamic light-optical effects of natural teeth.</p>		OE 1, OE 2, OE 3, OE 4, OE 5, OE violet
<p>IPS e.max Ceram Impulse Mamelon</p> <p>The intensely coloured, opaque effect powders of IPS e.max Ceram Mamelon are used to accentuate the incisal third. Depending on the working habits of the user, the material is applied in thin stripes on reduced dentin.</p>		MM light, MM salmon, MM yellow-orange
<p>IPS e.max Ceram Impulse Transpa</p> <p>IPS e.max Ceram Transpa materials are available in various nuances. They are suitable to reproduce shaded, transparent areas, particularly in the incisal third.</p>		T neutral, T clear, T blue, T brown-grey, T orange-grey
<p>IPS e.max Ceram Impulse Special Incisal</p> <p>IPS e.max Ceram Special Incisal materials can either be mixed with IPS e.max Ceram Incisal to modify and intensify the shade or they may be applied directly.</p>		SI yellow, SI grey
Note: ZirLiner is not required for the veneering of IPS e.max ZirCAD frameworks.		
<p>IPS e.max Ceram Impulse Inter Incisal</p> <p>IPS e.max Ceram Inter Incisal increases the brightness in the incisal third. The material is applied directly to the dentin in the rough shape of a butterfly.</p>		I1 white-blue
<p>IPS e.max Ceram Impulse Cervical Transpa</p> <p>IPS e.max Ceram Cervical Transpa materials are used to reproduce shades with enhanced translucency. They help create a natural-looking transition between the gingiva and the restoration.</p>		CT yellow, CT orange-pink, CT khaki, CT orange
<p>IPS e.max Ceram Transpa Incisal</p> <p>IPS e.max Ceram Incisal materials imitate the natural incisal tooth structure. In combination with the Dentin materials, they lead to the correct A-D shades when applied on opaque substructures.</p>		I BL, TI 1, TI 2, TI 3, and I 1, I 2, I 3
<p>IPS e.max Ceram Power Incisal</p> <p>IPS e.max Ceram Power Incisal materials emulate the natural incisal tooth structure. In combination with the Dentin materials, they lead to the correct A-D shades when applied on translucent substructures.</p>		PI BL, PI 1, PI 2, PI 3
<p>IPS e.max Ceram Impulse Incisal Edge</p> <p>IPS e.max Ceram Incisal Edge is used to achieve what is known as the halo effect, which occurs in natural teeth by the refraction of light at the incisal edges.</p>		Incisal Edge
<p>IPS e.max Ceram Impulse Occlusal Dentin</p> <p>IPS e.max Ceram Occlusal Dentin materials are suitable for individualizing occlusal surfaces in particular. They can also be used in cervical, palatal and lingual areas.</p>		OD orange, OD brown
<p>IPS e.max Ceram Selection</p> <p>IPS e.max Ceram Selection includes twelve Enamel and Effect materials designed to enhance professionals' creativity and individuality in layering techniques. The twelve shades are divided into three groups: Special Enamel, Light Reflector, and Light Absorber.</p>		aqua, citrine, honey, apricot, quartz, diamond, silk, fog, salmon, cream, lavender, taupe
<p>IPS e.max Ceram Add-On</p> <p>IPS e.max Ceram Add-On materials are used to adjust e.g. contact areas, pontic supports, or shoulders. Four IPS e.max Ceram Add-On materials are available to suit different requirements.</p>		A-0 BL, A-0 Margin, A-0 Dentin, A-0 Incisal
<p>IPS e.max Ceram Gingiva</p> <p>The IPS e.max Ceram Gingiva materials are specially shaded ceramics for lifelike gingiva reconstruction. They are coordinated with the Gingiva Solution shade system from Ivoclar Vivadent.</p>		BG34, G1, G2, G3, G4, G5, IG1, IG2, IG3, IG4, IG5

For better visualization, the veneering materials have been coloured.

Long-lasting. And reliable.




97% survival rate^[1]

The high survival rate of IPS e.max Ceram significantly contributes to long-term satisfaction of patients.

97%

High firing stability


IPS e.max Ceram offers an optimal firing stability, homogeneity, and surface quality, making it ideal for both small single-tooth restorations and larger bridge restorations.^[2]



3D representation of volume change between the first and second firing

Outstanding shade and opacity stability

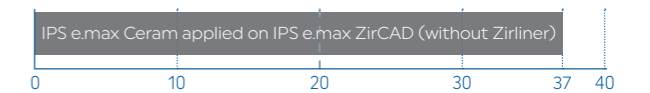
Up to the tenth firing, IPS e.max Ceram shows no shade and opacity changes detectable by the human eye.^[3]



Excellent bond

Ideally adjusted CTE range, to build compressive stresses in the ceramic.^[4]

Mean bond strength (MPa)



Minimum requirement acc. to ISO 9693-2:2016: 20 MPa

[1] The 97% survival rate of IPS e.max Ceram veneered lithium disilicate single crowns (IPS e.max Press, IPS e.max CAD) after 10 years was evaluated using the Kaplan-Meier method. A. Eser, Examination Report, 214649508, Ivoclar, Schaan, 2024

[2] Schurig Axel, Masterthesis (2016)

[3] R&D Ivoclar Vivadent, Schaan, Liechtenstein (2015)

[4] R&D Ivoclar Vivadent, Schaan, Liechtenstein (2016)

Hands-on. And efficient.



1 Framework

Suitable for use on lithium disilicate and zirconium oxide

- IPS e.max Press
- IPS e.max CAD (crystallized)
- IPS e.max ZirCAD (sintered, exception: IPS e.max ZirCAD MT Multi)
- Veneers on refractory die material
- Veneering of frameworks made from competitor ZrO_2 with a CTE range of $10.5-11.0 \times 10^{-6}/K$ (25-500 °C)

2 Firing

The Programat® furnaces impress with:

- Infrared technology for object-related temperature control
- Various assisted systems for ideal firing results



3 Individualization

With IPS Ivocolor® Stains and Glazes, you can create impressive, individualized restorations, whether they are made from zirconium oxide or lithium disilicate, full ceramic or metal-ceramic. ^[1]

- Simplified handling thanks to innovative paste formulation
- High gloss achieved at a firing temperature of only 710 °C
- Fluorescence with IPS Ivocolor Glaze Fluo at a firing temperature of 710 °C
- Fluorescence with IPS Ivocolor Glaze Fluo



4 Cementation

The Cementation Navigation System (CNS) assists you in selecting the appropriate cementation material for nearly all cementation situations, both on natural tooth structure and on implant abutments. Moreover, CNS highlights the features of the luting materials offered by Ivoclar.

Detailed 3D animations and step-by-step instructions will guide you through the application protocol from beginning to end. www.cementation-navigation.com



Thanks to our ideally coordinated IPS e.max products, IPS e.max Ceram can be used for the veneering of restorations made of IPS e.max Press, IPS e.max CAD, and IPS e.max ZirCAD. This allows our highly esthetic veneering ceramic to be used in various workflows, delivering reliable results, such as in the zirconium oxide workflow.



Select

IPS e.max® ZirCAD Prime offers two different zirconium oxide discs with GT Technology for highest quality and impressive results.



Produce

PrograMill® PM7 is a powerful milling machine that combines an extensive database, material expertise, and software for highly precise dentures.



Sintering

Programat® S2 with an integrated Speed Sintering program for IPS e.max ZirCAD is our compact and lightweight sintering furnace for accurately fitting results.



Veneering

IPS e.max® Ceram are highly esthetic veneering materials with ideal contouring properties and easy handling for the veneering of all IPS e.max frameworks.



Finishing

IPS Ivocolor® is a universal range of Stain and Glaze materials for the creation of restorations of high quality and esthetics.



Firing

The Programat® P710 G2 is the smart specialist for high firing quality; starting from low firing temperatures of 710 °C.



Cement

Designed for conventional cementation, ZirCAD® Cement offers good handling and easy clean-up.